

# MIDCOAST MAINE

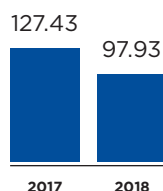
2017 2018  
\$212,495.26 \$209,154.88

↓ 1.57%

AVERAGE SALES  
PRICE FOR Q1  
PERCENT CHANGE

## Sagadahoc county

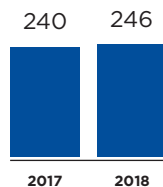
Average days on  
market for Q1:



Average days on market for  
Q1 percent  
change:

↓ 23.15%

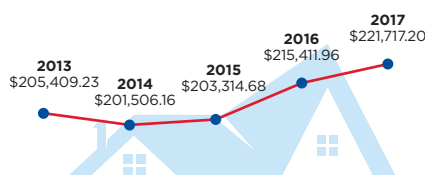
Units sold in Q1:



Units sold  
in Q1 percent  
change:

↑ 2.50%

### AVERAGE RESIDENTIAL SALE PRICE 2013-2017



Typical Buyer:



**BUYERS  
WITH FAMILIES**

Type of Home in Greatest Demand:



**SINGLE FAMILY**

Typical Seller:



**MOVE-UP  
SELLERS**

Current Market Dynamics:



**SELLERS'  
MARKET**

Average time sellers  
of homes under \$300,000  
accepted an offer:

**+/- 7 DAYS**

### RECOMMENDED RENOVATIONS FOR SELLERS:

- Renovated kitchen & bath(s)
- Clean, decluttered home

### "MUST HAVE" AMENITIES FOR BUYERS:

- Walkable community
- Proximity to retail & restaurants
- Updated kitchen & bath(s)

### TOP UP-AND-COMING NEIGHBORHOODS:

Brunswick Landing

Data and insight provided by RE/MAX INTEGRA, New England. Data reflects January – March 2018 and the same timeframe for 2017, except where indicated.

## LUXURY MARKET



Average luxury sales price:

**\$1,302,750.00**

**2018 MARKET  
TRENDS REPORT**

**RE/MAX®**