

LAKE & MOUNTAIN

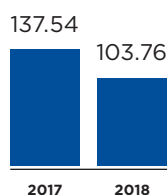
MAINE

↑ 14.41%
AVERAGE SALES
PRICE FOR Q1
PERCENT CHANGE

2017 \$134,791.12
2018 \$154,210.72

Oxford, Androscoggin counties

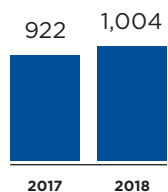
Average days on market for Q1:



Average days on market for Q1 percent change:

↓ 24.56%

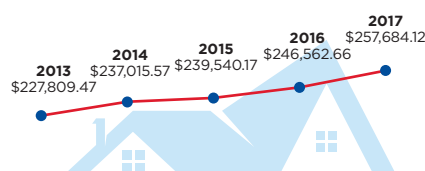
Units sold in Q1:



Units sold in Q1 percent change:

↑ 8.89%

AVERAGE RESIDENTIAL SALE PRICE 2013-2017



Typical Buyer:



**BUYERS
WITH FAMILIES**

Typical Seller:



**INVESTORS/
FLIPPERS**

Type of Home in Greatest Demand:



SINGLE FAMILY

Current Market Dynamics:



**SELLERS'
MARKET**

Average time sellers of homes under \$300,000 accepted an offer:

2-3 DAYS

RECOMMENDED RENOVATIONS FOR SELLERS:

- Clean, decluttered home

"MUST HAVE" AMENITIES FOR BUYERS:

- Large yard

TOP UP-AND-COMING NEIGHBORHOODS:

Buxton, Hollis,
Auburn, Waterboro

Data and insight provided by RE/MAX INTEGRA, New England. Data reflects January – March 2018 and the same timeframe for 2017, except where indicated.

LUXURY MARKET



Average luxury sales price:

\$1,618,566.67

**2018 MARKET
TRENDS REPORT**

RE/MAX®