

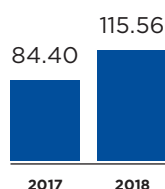
MIDDLESEX COUNTY CONNECTICUT

2017 2018
\$247,221.93 \$257,366.72

↑ 4.10%
AVERAGE SALES
PRICE FOR Q1
PERCENT CHANGE

Middletown, Old Saybrook regions

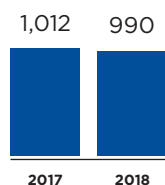
Average days on
market for Q1:



Average days on
market for
Q1 percent
change:

↑ 36.92%

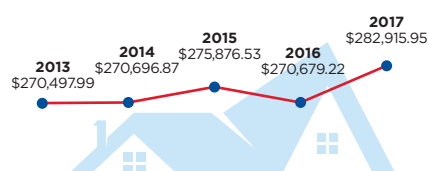
Units sold in Q1:



Units sold
in Q1 percent
change:

↓ 2.17%

AVERAGE RESIDENTIAL
SALE PRICE 2013-2017



Typical Buyer:



**BUYERS
WITH FAMILIES**

Typical Seller:



OTHER

Type of Home in Greatest Demand:



SINGLE FAMILY

Current Market Dynamics:



**BUYERS'
MARKET**

Average time sellers
of homes under \$300,000
accepted an offer:

ONE MONTH OR LONGER

**RECOMMENDED
RENOVATIONS
FOR SELLERS:**

- Renovated kitchen
- Clean, decluttered home

**"MUST HAVE"
AMENITIES
FOR BUYERS:**

- Walkable community
- Updated kitchen & bath(s)

**TOP UP-AND-COMING
NEIGHBORHOODS:**

N/A

Data and insight provided by RE/MAX INTEGRA, New England. Data reflects January – March 2018 and the same timeframe for 2017, except where indicated.

LUXURY MARKET



Average luxury sales price:
\$1,996,666.67

**2018 MARKET
TRENDS REPORT**

RE/MAX®