

# NORTHEAST

## WISCONSIN

2017  
\$163,677.11

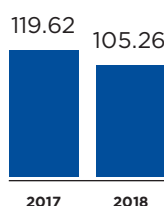
2018  
\$180,120.82

↑10.05%

AVERAGE SALES  
PRICE FOR Q1  
PERCENT CHANGE

**Brown, Calumet, Door, Fond du Lac, Green Lake, Kewaunee, Manitowoc, Marinette, Menominee, Oconto, Outagamie, Shawano, Waupaca and Winnebago counties**

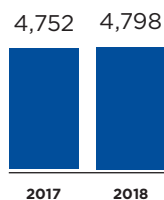
Average days on  
market for Q1:



Average days on market for  
Q1 percent  
change:

↓12.00%

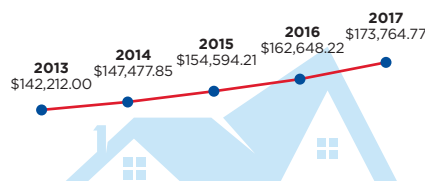
Units sold in Q1:



Units sold  
in Q1 percent  
change:

↑0.97%

**AVERAGE RESIDENTIAL  
SALE PRICE 2013-2017**



Typical Buyer:



**ALL  
BUYERS**

Typical Seller:



**ALL  
SELLERS**

Type of Home in Greatest Demand:



**SINGLE FAMILY**

Current Market Dynamics:



**SELLERS'  
MARKET**

Average time sellers  
of homes under \$300,000  
accepted an offer:

**1 WEEK**

**RECOMMENDED RENOVATIONS  
FOR SELLERS:**

- Renovated kitchen & bath(s)
- Modern paint colors
- Clean, decluttered home

**"MUST HAVE" AMENITIES  
FOR BUYERS:**

- Value

Data and insight provided by RE/MAX INTEGRA, Midwest. Data reflects January – March 2018 and the same timeframe for 2017, except where indicated.

**2018 MARKET  
TRENDS REPORT**

**RE/MAX®**