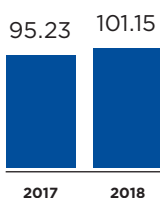


# WEST CENTRAL MINNESOTA



Clay, Wilkin, Traverse, Becker, Otter Tail, Grant, Douglas, Steven and Pope counties

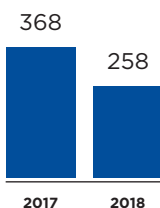
Average days on market for Q1:



Average days on market for Q1 percent change:

↑ 6.22%

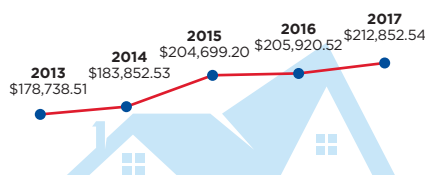
Units sold in Q1:



Units sold in Q1 percent change:

↓ 29.89%

AVERAGE RESIDENTIAL SALE PRICE 2013-2017



Typical Buyer:



BUYERS WITH FAMILIES

Type of Home in Greatest Demand:



SINGLE FAMILY

Current Market Dynamics:



SELLERS' MARKET

Typical Seller:



MOVE-UP SELLERS

Average time sellers of homes under \$300,000 accepted an offer:

1 MONTH OR LONGER

RECOMMENDED RENOVATIONS FOR SELLERS:

- Renovated kitchen & bath(s)
- New appliances

"MUST HAVE" AMENITIES FOR BUYERS:

- Newly built home
- Large yard
- Updated kitchen & bath(s)

Data and insight provided by RE/MAX INTEGRA, Midwest. Data reflects January – March 2018 and the same timeframe for 2017, except where indicated.

2018 MARKET TRENDS REPORT

RE/MAX®