

SOUTHEAST MINNESOTA

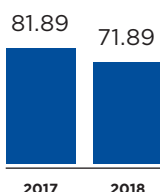
↑ **6.83%**
AVERAGE SALES
PRICE FOR Q1
PERCENT CHANGE

2017
\$193,072.71

2018
\$206,265.55

**Freeborn, Steele, Rice, Goodhue, Dodge, Mower,
Fillmore, Olmsted, Wabasha, Winona and Houston counties**

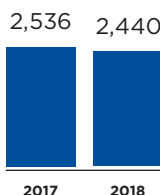
Average days on
market for Q1:



Average days on market for
Q1 percent
change:

↓ **12.21%**

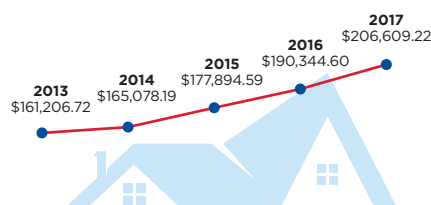
Units sold in Q1:



Units sold
in Q1 percent
change:

↓ **3.79%**

**AVERAGE RESIDENTIAL
SALE PRICE 2013-2017**



Typical Buyer:



**BUYERS
WITH FAMILIES**

Typical Seller:



**MOVE-UP
SELLERS**

Type of Home in Greatest Demand:



SINGLE FAMILY

Current Market Dynamics:



**SELLERS'
MARKET**

Average time sellers
of homes under \$300,000
accepted an offer:

1 WEEK

**RECOMMENDED RENOVATIONS
FOR SELLERS:**

- Modern paint colors
- Clean, decluttered home

**"MUST HAVE" AMENITIES
FOR BUYERS:**

- Affordable
- 3-4 bedrooms
- 2 baths
- Decent garage

Data and insight provided by RE/MAX INTEGRA, Midwest. Data reflects January – March 2018 and the same timeframe for 2017, except where indicated.

**2018 MARKET
TRENDS REPORT**

RE/MAX®