

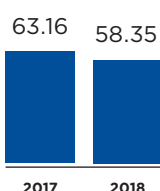
CENTRAL MINNESOTA

2017 \$212,184.04
2018 \$225,207.90

↑ 6.14%
AVERAGE SALES
PRICE FOR Q1
PERCENT CHANGE

Benton, Sherburne, Wright and Stearns counties

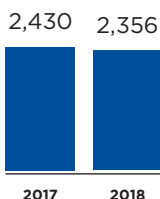
Average days on
market for Q1:



Average days on
market for
Q1 percent
change:

↓ 7.62%

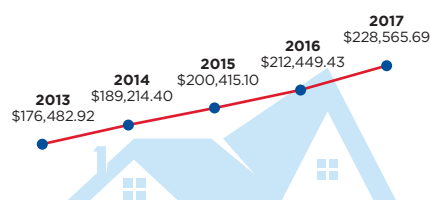
Units sold in Q1:



Units sold
in Q1 percent
change:

↓ 3.05%

AVERAGE RESIDENTIAL
SALE PRICE 2013-2017



Typical Buyer:



**BUYERS
WITH FAMILIES**

Type of Home in Greatest Demand:



SINGLE FAMILY

Current Market Dynamics:



**SELLERS'
MARKET**

Typical Seller:



**MOVE-UP
SELLERS**

Average time sellers
of homes under \$300,000
accepted an offer:

1 WEEK

**RECOMMENDED RENOVATIONS
FOR SELLERS:**

- Updated windows & doors
- Modern paint colors
- Clean, decluttered home

**"MUST HAVE" AMENITIES
FOR BUYERS:**

- Large yard

Data and insight provided by RE/MAX INTEGRA, Midwest. Data reflects January – March 2018 and the same timeframe for 2017, except where indicated.

**2018 MARKET
TRENDS REPORT**

RE/MAX